


## ALB ADJUSTABLE LIFTING BEAM

Authorized Sales & Service  
**J. HERBERT CORPORATION**  
 Call 1-800-255-0588  
 407-846-0588 Fax: 846-1066  
 info@jherbertcorp.com  
 Visit us online:  
 www.jherbertcorp.com

LIFTING  
BEAMS



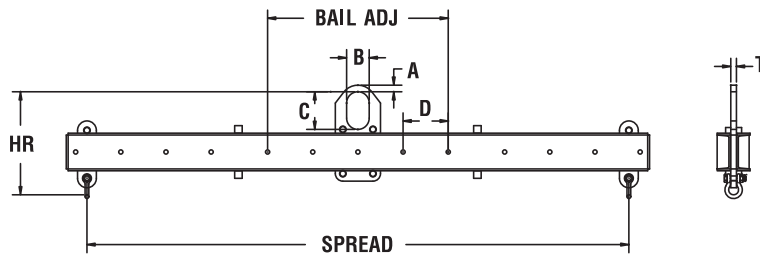
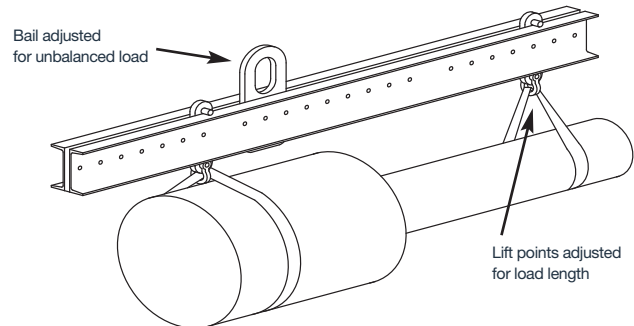
### PRODUCT FEATURES

- Bail adjusts horizontally for lifting unbalanced loads.
- Provides clearance in low headroom applications.
- Spread adjusts in 6" increments along lifting beam.
- Shackles included.
- Optional swivel hooks available.
- Complies with ASME standards.

### PRODUCT OPTIONS

- OPTION S - Pair of swivel hooks

### APPLICATION



### SPECIFICATIONS

Model Number	Rated Capacity (tons)	Spread (in.)		Bail Adjustment		HR Headroom (in.)	Shackle Size (tons)	Bail Dimensions (in.)				Weight (lbs.)
		Max.	Min.	Range (in.)	D (in.)			A	B	C	T	
ALB25006	1-1/4	72	36	24	3	14.7	2	1 1/2	3	5	5/8	150
ALB26	2	72	36	24	3	14.7	2	1 1/2	3	5	5/8	155
ALB48	4	96	54	36	6	19.8	3 1/4	2	4	7	3/4	285
ALB510	5	120	60	36	6	22.4	4 3/4	2	4	7	1	475